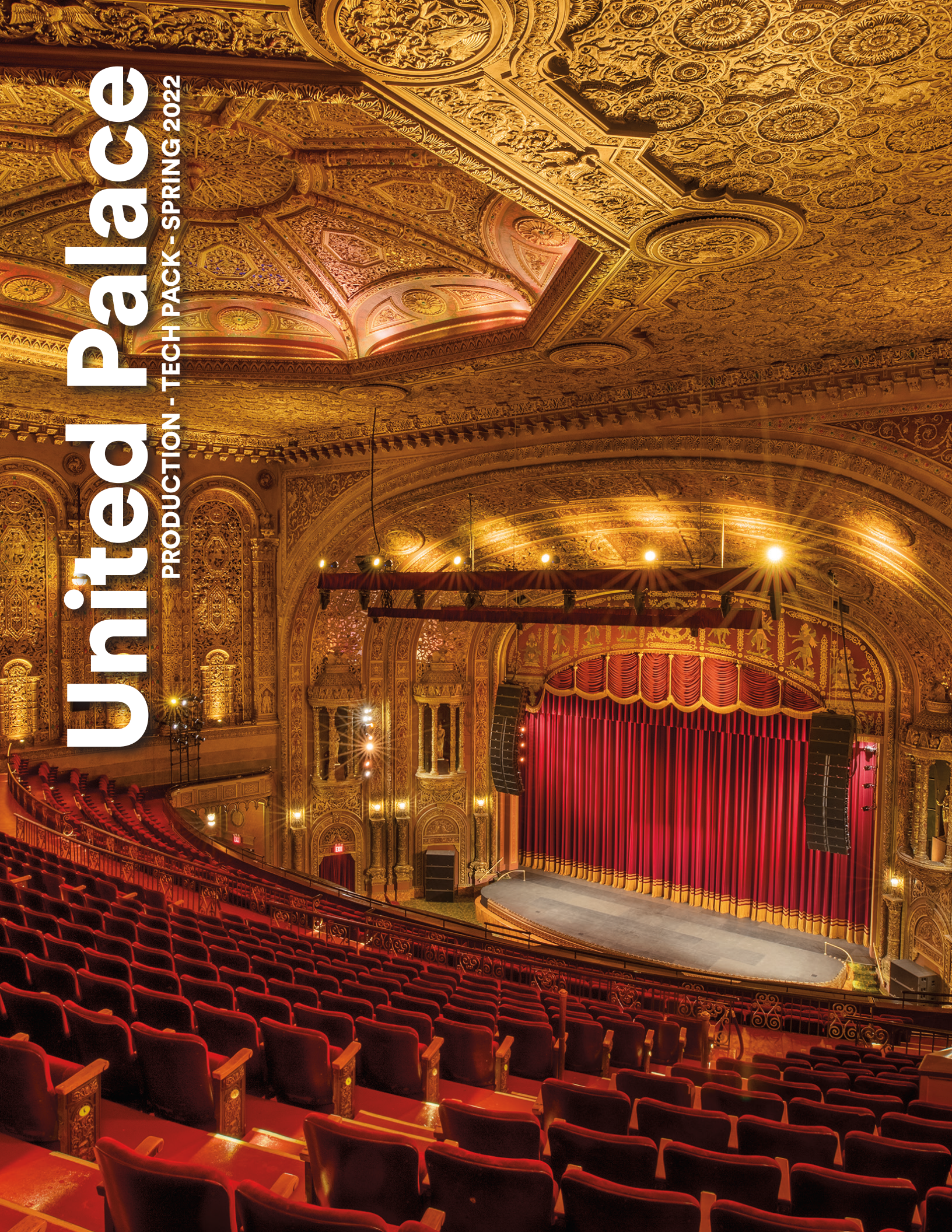


United Palace

PRODUCTION - TECH PACK - SPRING 2022





03 GENERAL INFORMATION

06 THE STAGE

09 LINESET SCHEDULE

14 PLOTS

21 AUDIO AND VIDEO PACKAGES

23 BROADCAST & LIVESTREAM CAPABILITIES

24 SEATING CHART

27 DRESSING ROOMS

28 GRAND FOYER + MEZZANINE + ANNEX DRAWINGS

32 DIRECTIONS + MAPS + PARKING

34 EXTERIOR SIGNAGE SPECIFICATIONS

GENERAL INFORMATION

The landmark United Palace opened in 1930 as a vaudeville house and deluxe movie theatre. Today it is a transformational venue that fuses culture, spirituality, arts, and entertainment under one roof.

The magnificent **theatre** seats audiences of up to **3,344** for large scale events.

The **Grand Foyer** and **Mezzanine** are suitable for private, but no less spectacular, events.

The breathtaking architecture makes every event feel one-of-a-kind. Concerts, movie shoots, graduations, religious gatherings, premieres, parties, fundraisers, and corporate events all have a home at the United Palace.

general access

4140 Broadway NY, NY 10033 --- 212.568.6700

Theatre is a city block located at 175th St. on Broadway.

DELIVERIES & LOAD-IN: at the Stage Door, located just EAST of BROADWAY on 176th Street.

Booking:

Mike Fitelson

Executive Producer

212-568-6700 x 215

mikef@unitedpalace.org

Tech Department:

Jed DeFilippis

Production /Technical Director

212-568-6700 x 221

347-731-3553

jed@unitedpalace.org

GENERAL OPERATING PROCEDURES

The United Palace is a landmark 90-year-old theatre. Its magnificent features are delicate and must be treated with the utmost care. In order to maintain this historic space and best prepare for your event the following procedures must be followed at all times:

1. It is the responsibility of the Lead Production/Stage Manager to relay all operating procedures and rules of the house to any and all staff and hired labor.
2. Prior to arrival, a list of all production crew, stagehands, guests, band members and artists must be submitted to the Booking Department at keithf@unitedpalace.org and mikef@unitedpalace.org. United Palace Security will provide all authorized backstage personnel with a wristband, which must be worn and visible at all times.
3. This is a no smoking building. No exceptions. Smoking is only permitted 25 feet beyond any entrance.
4. All stage equipment must enter and leave through the 176th Street loading doors which are overseen by United Palace security.
5. No equipment may be moved from the front of the stage into the house. All equipment moved into the house must be transported through the crossover accessible through the roll up garage next to the stage door on 176th Street.
6. No equipment may be hoisted in between the orchestra and lower loge levels.
7. Front of house supplies and equipment may enter through the Wadsworth Avenue doors with permission from the Booking Department and security.
8. No doors in or out of the Theatre may be opened for any reason without express notification of United Palace Security.
9. No equipment should be placed on or against any wall or attached to railing or edges in any part of the theatre.
10. The United Palace Tech Department must approve of any tie in to any electrical panel. No exceptions.
11. Prior to doors opening to the public, a 4-foot-wide walkway at the back of the stage must be cleared of all equipment.
12. No equipment should lean or block the fly rail. Only the United Palace staff is authorized to operate the fly system.
13. All fire stations, hoses and extinguishers must be clear and accessible at all times.
14. No ramps may be brought into the theatre without authorization from the United Palace Tech Department.

GENERAL OPERATING PROCEDURES

15. Wires and tape may not cover emergency lighting on floors or exit signs.
16. All cable and wire running through the house or onstage must be dressed, ramped and secured before the doors open to the public.
17. Load out may not begin in the front of house areas until the show is over and completely cleared of patrons. This “**ALL CLEAR**” will be given only by a designated United Palace Manager.
18. The stage crew may be released only after a full walk-through with the United Palace Lead Tech.
19. All rigging point positions must be approved prior to hanging.
20. The maximum audio level in the house is 96 db “A” weighted at the front of the House mixed position. The United Palace Tech staff will monitor levels throughout the show.
21. Parking for trucks and delivery vehicles are the sole responsibility of the client. The United Palace does not arrange for parking or permits to park. It is advised that all Parking Permits are prearranged with Mayor’s Office of Media and Entertainment.

NOTE: The United Palace does not provide stagehands and is a non-union facility.

THE STAGE

Stage surface is an Arboron laminate on quadruple plywood laid over concrete. Details are as follows:

stage dimensions

- » Proscenium opening: 51'
- » Proscenium height: 29' - 3"
- » Stage depth: 29'
- » Smoke/fire curtain pocket depth: 6-3/4"
- » Stage wings: 30' x 18' each side
- » Stage width/centerline to SL wall: 47'
- » Stage width/centerline to SR lockrail: 40'-11"
- » Orchestra pit opening: 14'- 2" from apron rail
- » Orchestra pit width (usable): 39'- 4"
- » Pit center lift: 10' wide x 6'- 6" deep
- » Stage orchestra pit 14' x 49' screw (worm) drive

stage door and load-in

- » The stage door and load-in are located on 176th Street between Broadway & Wadsworth Avenue, just east of Broadway.
- » Load-in door dimensions: 11' H x 7'-11"W loads directly onto stage.
- » The load-in is at street level.
- » Additional load-in areas available on Wadsworth Avenue near 175th Street, for Lobby Bars & Merch.

electrical disconnects

- » Upstage Center (1) 3 phase 100amp 5 wire camlock disconnect
- » Downstage Right (1) 3phase 400amp 5 wire camlock distro tap-in
- » Downstage Left (1) 3 phase 400amp 5 wire camlock disconnect
- » The Rear closet in the Men's Room on the Mezzanine Level (1) 3 phase 200amp 5 wire camlock disconnect

NOTE: There is also a 3 Phase, 200 AMP, 5 wire camlock disconnect on the Upper & Lower Loge Level, under the seats HOUSE LEFT, available for bringing power to the entire Balcony Level as well as the Grand Foyer/Mezzanine. This DISCONNECT is a shared service with the same 200 amp camlock in the rear of the Men's Room on the Mezzanine Level.

THE STAGE

soft goods

- » Main Traveler: (2) red curtains 30' x 35'
- » Side Tab Curtains: (2) black 30' x 35', downstage to upstage
- » Main Border Valance: (1) red 62' x 8'
- » Back drop: (1) black flat upstage 64' x 30'
- » Upper Midstage Drop: (1) red 64' x 35'
- » Upper Midstage Drop: (1) gold 64' x 40'
- » Legs: (4 sets) black
- » Fire Curtain: (1) 70' x 40'

rigging

- » Front of House: (2) 40' X 22" trusses each on 3 one-ton chain motors.
- » Backstage: typical theatre steel channel grid, 65' from deck onstage.
- » Onstage: (16) one-ton motor up chain motor points upstage of the Proscenium, (2 half-ton chain motor points downstage in-between the hanging Audio Line Array Stacks).

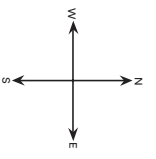
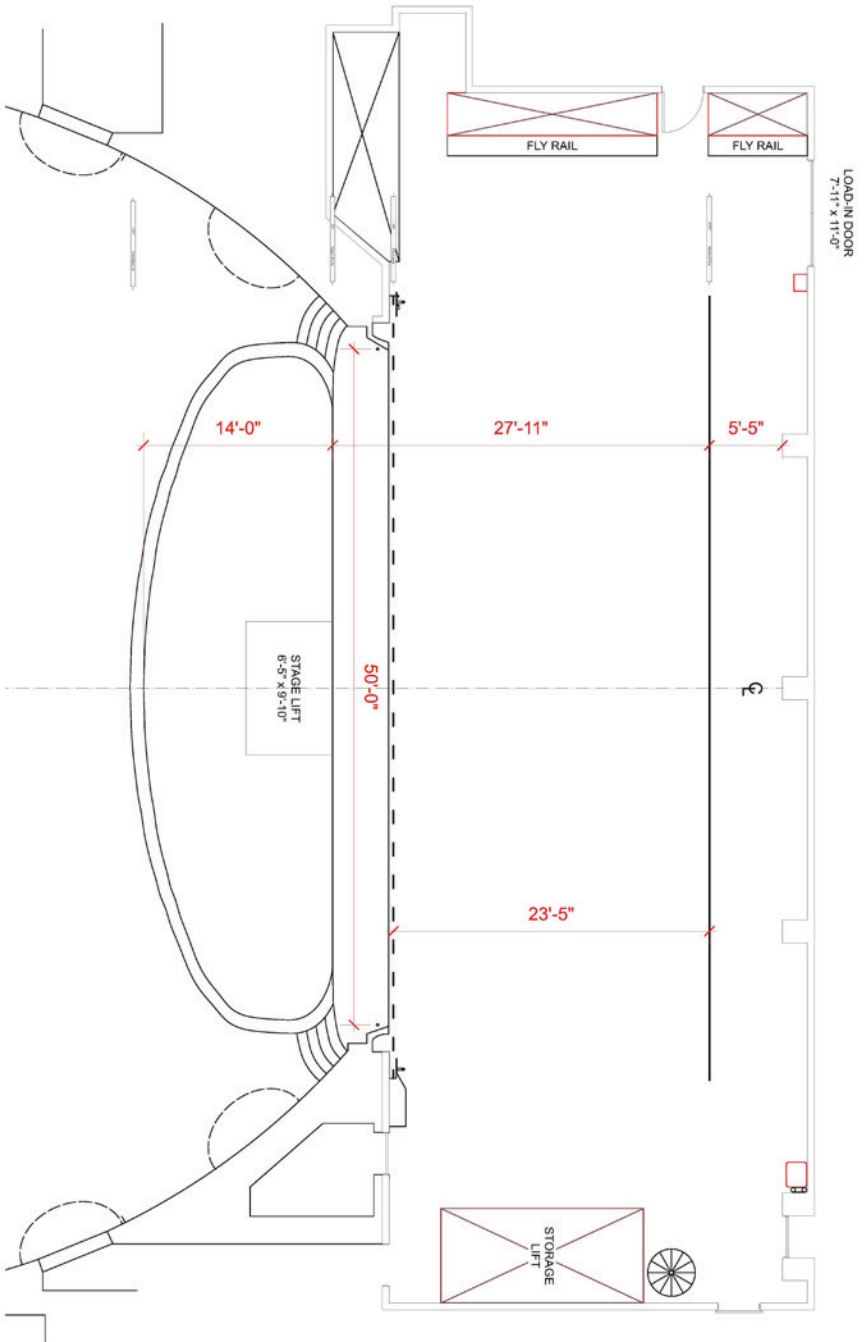
SEE RIGGING PLOT

fly system

- » Double-purchase counterweight system
- » Working height to grid is 65'
- » The capacity is 850 pounds per pipe

SEE LINESET SCHEDULE FOR DETAILS

THE STAGE



UP United Palace
4140 Broadway, New York, NY 10033

Stage Dimensions

Version	A
Version Date	2/14/22
Scale	1/8" = 1'0"
Sheet Size	ASME B
Drawn By	Clayton Landiss
Technical Director	Jed DeFilippis
Email	jed@unitedpalace.org
Phone	347.731.3553

Notes

- Proscenium opening is 50' wide by 29' high.
- Load-in access door opens directly to 175th Street.
- No objects may protrude into the fire curtain line.
- Upstage crossover between blackout drop and back wall must remain clear during performances.
- Stage lift storage lift can be raised above trim height for use of floor space below.

File 1 of 8

LINESET SCHEDULE (as Feb, 2022)

Lineset #	Distance from Lift Line		House Hang	Condition
	in	ft		
Lift Line	0"	0	Upstage Edge of Stage Lift	-
Fire Curtain	54"	4'6"	Fire Curtain	MUST KEEP CLEAR
0	60"	5'	16' x 9' Projector Screen	NOT AVAILABLE
38	68"	5'8"	Red Valance (Muled from US)	NOT AVAILABLE
37	76"	6'4"	Red Main (Muled from US)	NOT AVAILABLE
36	88"	7'4"	House Electric #1 (Muled from US)	NOT AVAILABLE
Hoists	95"	7'11"	(2) 1T Chain Hoists (-14'8" & +14'8" from center line)	GOOD TO USE
1	102"	8'6"	Black Movie Screen Border	NOT AVAILABLE
2	112"	9'4"	50' Movie Screen	NOT AVAILABLE
3	122"	10'2"	Black Legs #1	NOT AVAILABLE
4	128"	10'8"	Empty	GOOD TO USE
5	134"	11'2"	Empty	GOOD TO USE
6	140"	11'8"	Empty	GOOD TO USE
7	146"	12'2"	Black Border #2	NOT AVAILABLE
8	152"	12'8"	Cinema Horns	NOT AVAILABLE
9	158"	13'2"	Empty	GOOD TO USE
10	164"	13'8"	Black Legs #2	NOT AVAILABLE
11	170"	14'2"	House Electric #2	NOT AVAILABLE
12	176"	14'8"	Empty	GOOD TO USE
13	182"	15'2"	Strip Work Lights	NOT AVAILABLE
14	188"	15'8"	Empty	GOOD TO USE
Hoists	191"	15'11"	(3) 1t Chain Hoists (-16'3", +1'10", +16'3" from center line)	GOOD TO USE
15	194"	16'2"	Empty	GOOD TO USE
16	200"	16'8"	Midstage Black Drop	NOT AVAILABLE
17	206"	17'2"	Black Legs #3	NOT AVAILABLE
18	212"	17'8"	House Electric #3	NOT AVAILABLE
19	218"	18'2"	Empty	GOOD TO USE
20	224"	18'8"	Empty	GOOD TO USE
21	230"	19'2"	Empty	GOOD TO USE
Hoists	233"	19'5"	(3) 1t Chain Hoists (-16'3", +1'10", +16'3" from center line)	GOOD TO USE
22	236"	19'8"	Black Border #3	NOT AVAILABLE
23	242"	20'2"	Empty	GOOD TO USE
24	248"	20'8"	House Electric #4	NOT AVAILABLE
25	254"	21'2"	Empty	GOOD TO USE
26	260"	21'8"	Empty	GOOD TO USE
27	266"	22'2"	Black Border #4	NOT AVAILABLE
28	272"	22'8"	Black Legs #4	NOT AVAILABLE
Truss	275"	22'11"	48' Long 12" x 12" Truss on (4) 1T Hoists	NOT AVAILABLE
29	278"	23'2"	Red Drape	NOT AVAILABLE
30	284"	23'8"	Gold Drape	NOT AVAILABLE
Truss	314-1/2"	26'2 -1/2"	42' x 26' Video Wall on (4) 1T Hoists	NOT AVAILABLE
31	335"	27'11"	Upstage Black Drop	NOT AVAILABLE
32	341"	28'5"	Empty	GOOD TO USE
33	347"	28'11"	Empty	GOOD TO USE
34	353"	29'5"	Traveler Track & Carpet Storage	NOT AVAILABLE
35	359"	29'11"	Empty	GOOD TO USE
36	-	-	House Electric #1 (Muled to Downstage)	NOT AVAILABLE
37	-	-	Red Main (Muled to Downstage)	NOT AVAILABLE
38	-	-	Red Valance (Muled to Downstage)	NOT AVAILABLE
39	-	-	Black Side Tab Upstage & Downstage SL	NOT AVAILABLE
40	-	-	Black Side Tab Upstage & Downstage SR	NOT AVAILABLE

LIGHTING ADVANCE

Due to heavy use of the facility and layout of the venue, the house plot cannot be rehung for specific event use. Conventional fixtures can be refocused as needed, but equipment will not be repositioned. Advance notice must be provided for requests of specific lenses or color. All gel must be provided by incoming guests of the venue. This is a house rep plot and any adjustments must be restored during load-out.

trim heights

The lighting positions above the stage have a typical trim height of 29-30' due to the proscenium being 29'-3" high. This can be adjusted upon request. All (4) electrics above the stage can be flown out to a high trim of 60' to allow clearance for alternate systems to operate at typical trim height. The FOH truss and downstage guest truss are typically flown at 44-46' above the audience floor.

house console

The in-house console is an ETC ION with a 2x20 fader wing available. The console is running software version 3.1.0.282.

FOH position

The FOH lighting position is located at the back of house right. There is an additional guest mixing position available back of house left. Upon advance request, the house console can be relocated to the stage for programming.

venue system control

The rep plot spans (2) DMX universes. There are patch bays available at FOH, stage right and stage left for control of the house rig. Houselights are controlled by United Palace personnel only. Guests of the venue may not take control of the house lighting system.

house dry lines

There are (2) DMX dry-lines available from FOH to stage right or stage left. Multiple Cat6 ethernet lines are also available at these locations. Additionally, there are (2) socapex and (2) DMX dry-lines running from the stage right power location to the downstage guest truss.

com

Com is provided at the following locations and quantities: Stage Left (1 unit for monitor world), Stage Right (1 unit for dimmers & house light controls), FOH (2 units; 1 each for lights and audio), Spot Booth (2 units; 1 for each followspot operator).

LIGHTING ADVANCE

atmospherics

The United Palace is a water-based haze use only facility. No oil-based hazers are allowed. A member of the United Palace Tech Department must provide authorization before any atmosphericers may be run. Absolutely NO pyrotechnics are allowed at any time. Special accommodations can be arranged with the Technical Director in advance for use of CO2 cannons.

LIGHTING PATCH (as Feb, 2022)

CH	Universe	Address	Fixture Type	Mode Lens	Position	Purpose
1	1	1	ETC Source 4	19°	HL Balcony Tower	Stage
2	1	2	ETC Source 4	19°	HL Balcony Tower	Stage
3	1	3	ETC Source 4	19°	HL Balcony Tower	Stage
4	1	4	ETC Source 4	19°	HL Balcony Tower	Stage
5	1	5	ETC Source 4 (pair of 2)	19°	HL Balcony Tower	Stage
6	1	6	ETC Source 4 PAR (2)	WFL	HL Balcony Tower	Audience
7	1	7	ETC Source 4	26°	HL Balcony Tower	Stage
8	1	8	ETC Source 4	26°	HL Balcony Tower	Stage
9	1	9	ETC Source 4	26°	HL Balcony Tower	Stage
10	1	10	ETC Source 4	26°	HL Balcony Tower	Stage
11	1	11	ETC Source 4 PAR (2)	MFL	HL Balcony Tower	Audience
12	1	12	Dimmer	-	HL Balcony Tower	Spare
13	1	13	ETC Source 4	19°	HL Balcony Tower	Stage
14	1	14	ETC Source 4	19°	HL Balcony Tower	Stage
15	1	15	ETC Source 4	19°	HL Balcony Tower	Stage
16	1	16	ETC Source 4	19°	HL Balcony Tower	Stage
17	1	17	ETC Source 4 (pair of 2)	19°	HL Balcony Tower	Stage
18	1	18	ETC Source 4 PAR (2)	WFL	HL Balcony Tower	Audience
19	1	19	ETC Source 4	26°	HL Balcony Tower	Stage
20	1	20	ETC Source 4	26°	HL Balcony Tower	Stage
21	1	21	ETC Source 4	26°	HL Balcony Tower	Stage
22	1	22	ETC Source 4	26°	HL Balcony Tower	Stage
23	1	23	ETC Source 4 PAR (2)	MFL	HL Balcony Tower	Audience
24	1	24	Dimmer	-	HL Balcony Tower	Spare
25	1	25	ETC Source 4 PAR (2)	WFL	HL Statue Pipe	Audience
26	1	26	ETC Source 4	26°	HL Statue Pipe	Stage
27	1	27	ETC Source 4	26°	HL Statue Pipe	Stage
28	1	28	ETC Source 4	19°	HL Statue Pipe	Stage
29	1	29	ETC Source 4 PAR	MFL	HL Statue Pipe	Stage Wash
30	1	30	ETC Source 4 PAR	MFL	HL Statue Pipe	Stage Wash
31	1	31	ETC Source 4 PAR (2)	WFL	HL Statue Pipe	Audience
32	1	32	ETC Source 4	26°	HL Statue Pipe	Stage
33	1	33	ETC Source 4	26°	HL Statue Pipe	Stage
34	1	34	ETC Source 4	19°	HL Statue Pipe	Stage
35	1	35	ETC Source 4 PAR	MFL	HL Statue Pipe	Stage Wash
36	1	36	ETC Source 4 PAR	MFL	HL Statue Pipe	Stage Wash
37	1	37	ETC Source 4	36°	1st Electric	High Sides
38	1	38	ETC Source 4	26°	1st Electric	High Sides
39	1	39	ETC Source 4	19°	1st Electric	High Sides
40	1	40	ETC Source 4	19°	1st Electric	DS Special
41	1	41	ETC Source 4 PAR	WFL	1st Electric	Stage Wash
42	1	42	ETC Source 4 PAR	WFL	1st Electric	Stage Wash
43	1	43	ETC Source 4	26°	1st Electric	DS Special
44	1	44	ETC Source 4 PAR	WFL	1st Electric	Stage Wash
45	1	45	ETC Source 4 PAR (2)	WFL	1st Electric	Stage Wash

LIGHTING PATCH (as Feb, 2022)

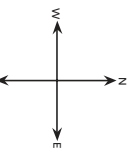
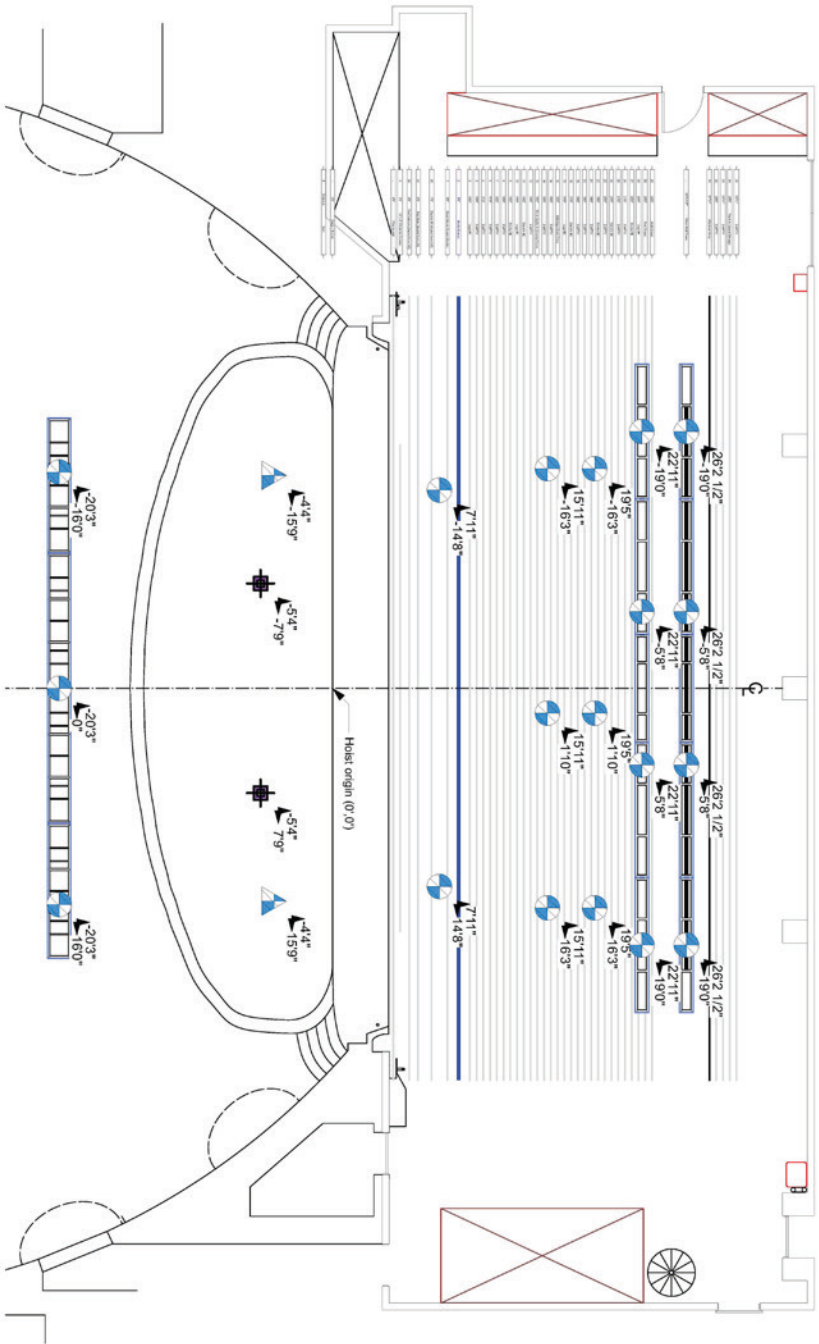
CH	Universe	Address	Fixture Type	Mode Lens	Position	Purpose
46	1	46	ETC Source 4	26°	1st Electric	DSC Special
47	1	47	ETC Source 4 PAR	WFL	1st Electric	Stage Wash
48	1	48	ETC Source 4	26°	1st Electric	DS Special
49	1	49	ETC Source 4 PAR	WFL	1st Electric	Stage Wash
50	1	50	ETC Source 4 PAR	WFL	1st Electric	Stage Wash
51	1	51	ETC Source 4	19°	1st Electric	DS Special
52	1	52	ETC Source 4	19°	1st Electric	High Sides
53	1	53	ETC Source 4	26°	1st Electric	High Sides
54	1	54	ETC Source 4	36°	1st Electric	High Sides
55	1	55	ETC Source 4	36°	1st Electric	High Sides
56	1	56	ETC Source 4	26°	2nd Electric	High Sides
57	1	57	ETC Source 4	19°	2nd Electric	High Sides
58	1	58	ETC Source 4 PAR (2)	MFL	2nd Electric	Stage Wash
59	1	59	ETC Source 4 PAR	MFL	2nd Electric	Stage Wash
60	1	60	ETC Source 4 PAR	MFL	2nd Electric	Stage Wash
61	1	61	ETC Source 4 PAR	MFL	2nd Electric	Stage Wash
62	1	62	ETC Source 4 PAR	MFL	2nd Electric	Stage Wash
63	1	63	ETC Source 4 PAR (2)	MFL	2nd Electric	Stage Wash
64	1	64	ETC Source 4	19°	2nd Electric	High Sides
65	1	65	ETC Source 4	26°	2nd Electric	High Sides
66	1	66	ETC Source 4	36°	2nd Electric	High Sides
67	1	67	ETC Source 4	36°	3rd Electric	High Sides
68	1	68	ETC Source 4	26°	3rd Electric	High Sides
69	1	69	ETC Source 4	19°	3rd Electric	High Sides
70	1	70	ETC Source 4	19°	3rd Electric	MS Special
71	1	71	ETC Source 4 PAR	MFL	3rd Electric	Stage Wash
72	1	72	ETC Source 4 PAR	MFL	3rd Electric	Stage Wash
73	1	73	ETC Source 4 PAR	MFL	3rd Electric	Stage Wash
74	1	74	ETC Source 4 PAR	MFL	3rd Electric	Stage Wash
75	1	75	ETC Source 4	19°	3rd Electric	MS Special
76	1	76	ETC Source 4	19°	3rd Electric	MS Special
77	1	77	ETC Source 4 PAR	MFL	3rd Electric	Stage Wash
78	1	78	ETC Source 4 PAR	MFL	3rd Electric	Stage Wash
79	1	79	ETC Source 4 PAR	MFL	3rd Electric	Stage Wash
80	1	80	ETC Source 4 PAR	MFL	3rd Electric	Stage Wash
81	1	81	ETC Source 4	19°	3rd Electric	MS Special
82	1	82	ETC Source 4	19°	3rd Electric	High Sides
83	1	83	ETC Source 4	26°	3rd Electric	High Sides
84	1	84	ETC Source 4	36°	3rd Electric	High Sides
85	1	85	ETC Source 4 PAR	WFL	4th Electric	Stage Wash
86	1	86	ETC Source 4	50°	4th Electric	Breakup
87	1	87	ETC Source 4	26°	4th Electric	US Special
88	1	88	ETC Source 4 PAR	WFL	4th Electric	Stage Wash
89	1	89	ETC Source 4 PAR	WFL	4th Electric	Stage Wash
90	1	90	ETC Source 4	26°	4th Electric	US Special
91	1	91	ETC Source 4 PAR	WFL	4th Electric	Stage Wash
92	1	92	ETC Source 4 PAR	WFL	4th Electric	Stage Wash
93	1	93	ETC Source 4	26°	4th Electric	US Special
94	1	94	ETC Source 4	50°	4th Electric	Breakup
95	1	95	ETC Source 4 PAR	WFL	4th Electric	Stage Wash
96	1	96	Dimmer	-	4th Electric	Spare
201	1	97	ACME XA-500 Spot	22ch	2nd Electric	MS Mover
202	1	128	ACME XA-500 Spot	22ch	2nd Electric	MS Mover
203	1	159	ACME XA-500 Spot	22ch	2nd Electric	MS Mover
204	REMOVED FOR MAINTENANCE					

LIGHTING PATCH (as Feb, 2022)

CH	Universe	Address	Fixture Type	Mode Lens	Position	Purpose
205	1	221	ACME XA-500 Spot	22ch	4th Electric	US Mover
206	1	252	ACME XA-500 Spot	22ch	4th Electric	US Mover
207	1	283	ACME XA-500 Spot	22ch	4th Electric	US Mover
208	1	314	ACME XA-500 Spot	22ch	4th Electric	US Mover
301	2	1	ACME XA-500 Spot	31ch	FOH Truss	FOH Mover
302	2	32	ACME XA-500 Spot	31ch	FOH Truss	FOH Mover
303	2	63	ACME XA-500 Spot	31ch	FOH Truss	FOH Mover
304	2	94	ACME XA-500 Spot	31ch	FOH Truss	FOH Mover
305	2	125	ACME XA-500 Spot	31ch	FOH Truss	FOH Mover
306	2	156	ACME XA-500 Spot	31ch	FOH Truss	FOH Mover
307	2	187	ACME XA-500 Spot	31ch	FOH Truss	FOH Mover
308	2	218	ACME XA-500 Spot	31ch	FOH Truss	FOH Mover
309	2	249	ACME XA-500 Spot	31ch	FOH Truss	FOH Mover

If you do not have a profile for XA-500 Spots, you can patch as XA-500 Framing in 31ch mode.

RIGGING PLOT



UP United Palace
4140 Broadway, New York, NY 10033

This document is the property of United Palace. It is to be used for the production of the show only. It is not to be distributed, copied, or reproduced in any form without the written permission of United Palace. All rights reserved.

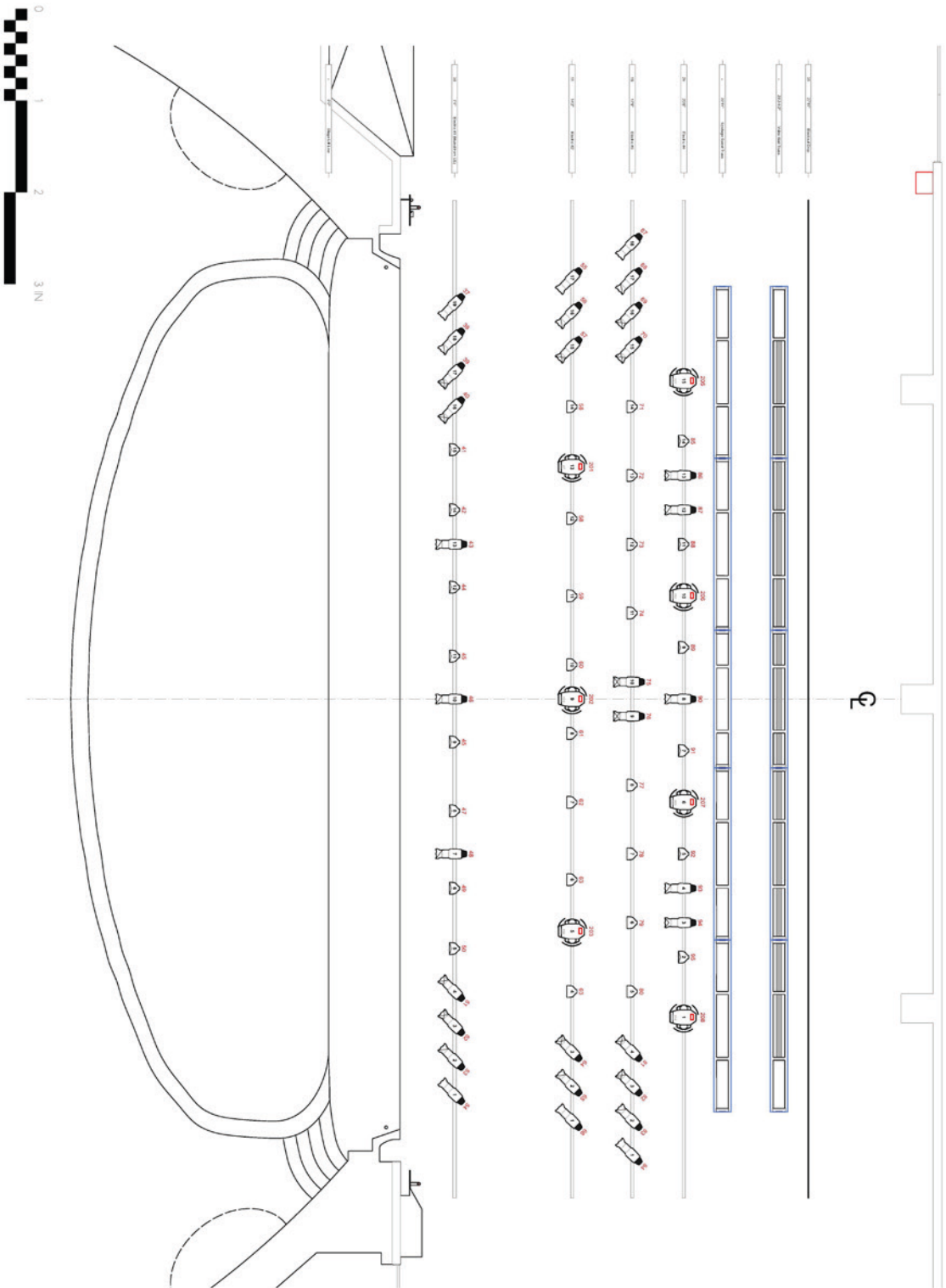
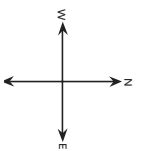
Rigging Plot

Version	B
Version Date	3/8/22
Scale	1/8" = 1'0"
Sheet Size	ASME B
Drawn By	Clayton Landiss
Technical Director	Jed DeFilippis
Email	jed@unitedpalace.org
Phone	347.731.3553

Notes
All hoists are dead-hung with chain hook down.

- = CM 1T Motor
- = CM 1/2T Motor
- = 1/2T Rigging Point (no motor provided)

OVERSTAGE LIGHTING PLOT



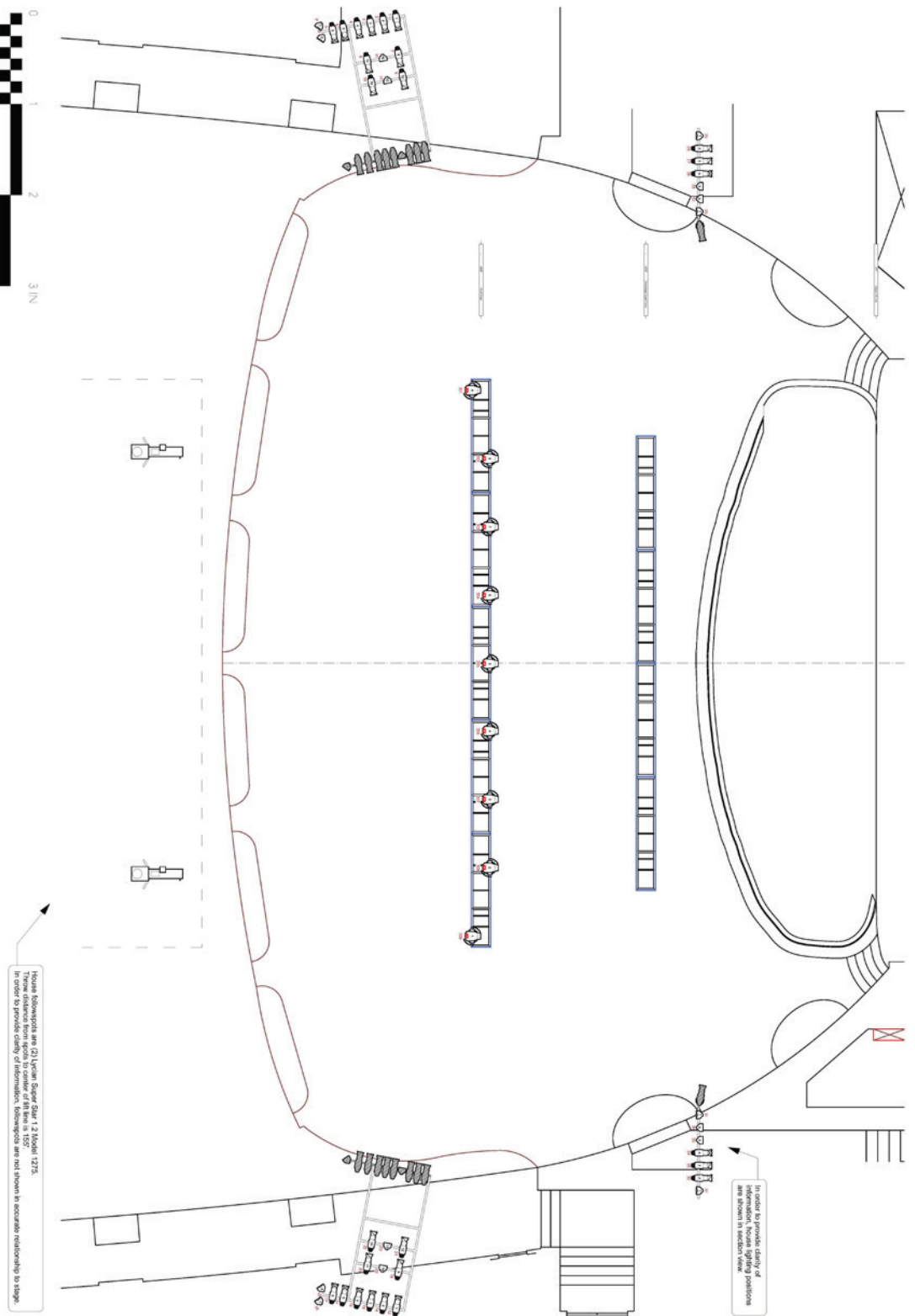
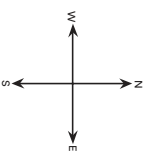
UP United Palace
4140 Broadway, New York, NY 10033

Overstage Lighting Plot
Revision: A
Version Date: 2/14/22
Scale: 3/16" = 1'0"
Sheet Size: ASME B
Drawn By: Clayton Landiss
Technical Director: Jed DeFilippis
Email: jed@unitedpalace.org
Phone: 347.731.3553

- ETC Source1 PAR MFL 24
- ETC Source1 PAR WFL 22
- ETC Source1 19° T50W 26
- ETC Source1 28° T50W 24
- ETC Source1 38° T50W 6
- ETC Source1 50° T50W 2
- ACME XA-500 Spot (22cm mode) 7
- ACME XA-500 Fresnel (31cm mode) 9

Console is an ETC Ion with software version 5.1.0.262.
Console is located at FOH position back of house right.
There are individual 400A cam-lock services stage right and stage left, and a 400A cam-lock service onstage center.
There are (2) scacplex and (2) DMX dry-lines running from stage right power location to downstage guest truss.
Gill requests must be arranged in advance with Technical Director.

FRONT OF HOUSE LIGHTING PLOT



In order to provide clarity of information, House Rigging positions are shown to accurately relationship to stage.

In order to provide clarity of information, House Rigging positions are shown to accurately relationship to stage.

UP United Palace
 4140 Broadway, New York, NY 10033

FOH Lighting Plot

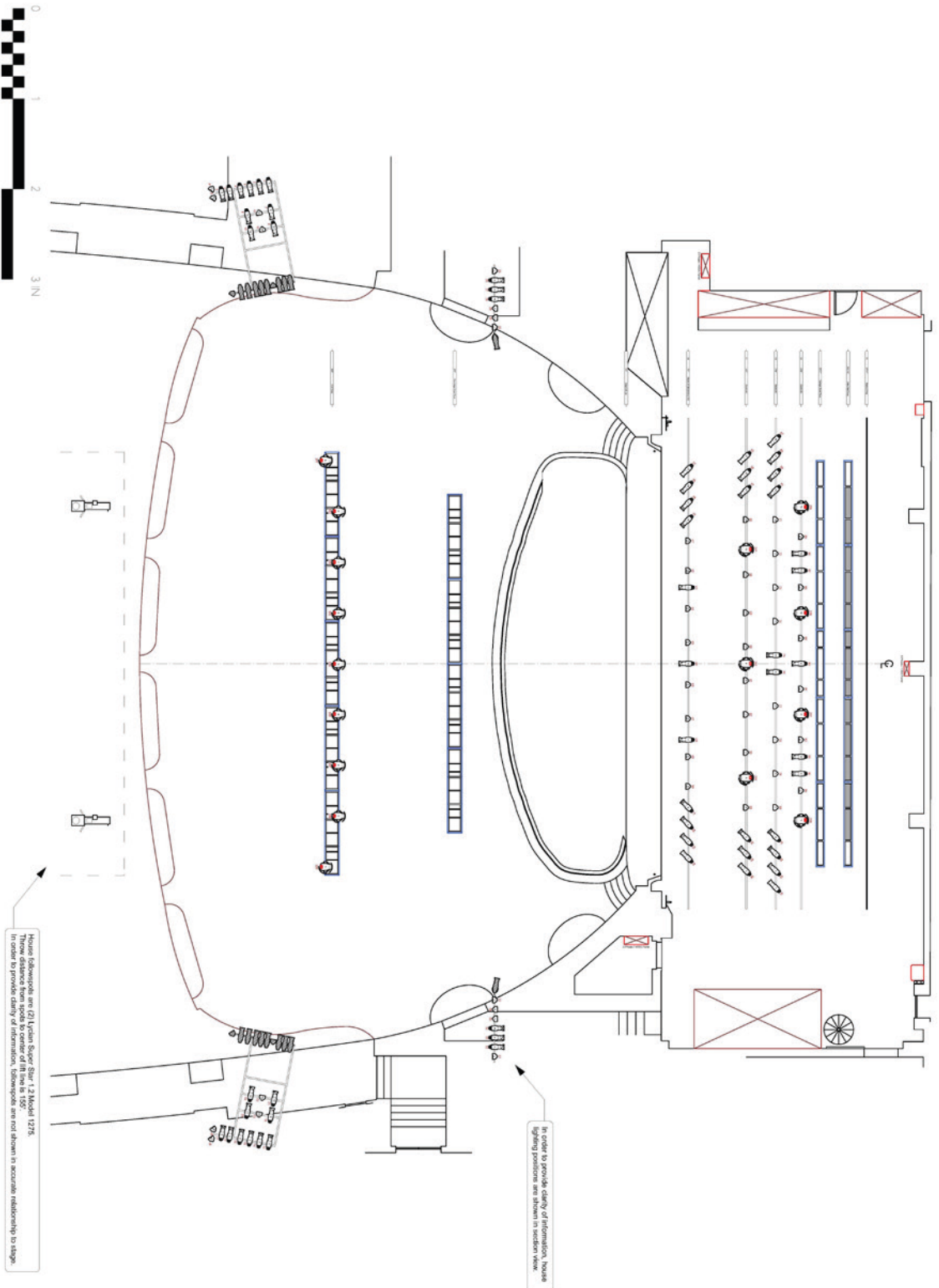
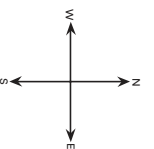
Version: A
 Version Date: 2/7/22
 Scale: 1/8" = 1'-0"
 Sheet Size: ASME B
 Drawn By: Clayton Landiss

Technical Director:
 Jed DeFlippis
 Email: jed@unitedpalace.org
 Phone: 347.731.3553

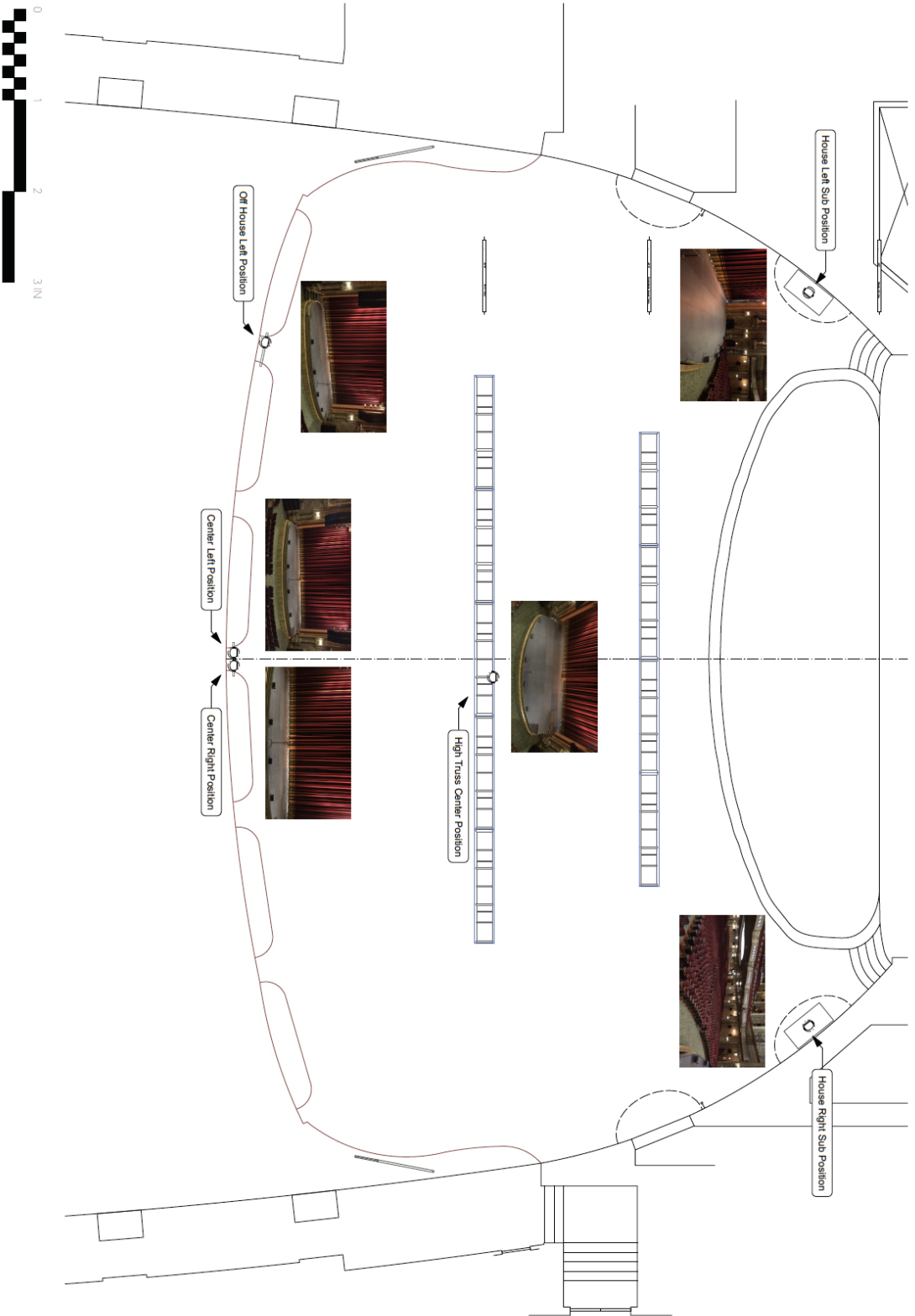
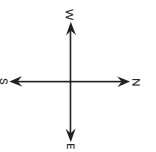
- ETC Source4 PAR WFL 24
- ETC Source4 PAR WFL 22
- ETC Source4 1P 750W 28
- ETC Source4 2P 750W 24
- ETC Source4 3P 750W 6
- ETC Source4 5P 750W 2
- ACME MA-500 Spot (225W Model) 7
- ACME MA-500 Framing (31cm model) 9

Console is an ETC Ion with software version 3.1.0.282
 Console is located at FOH position back of house right.
 There are (2) socokeys and (2) DMX dry-lines running from stage right power location to downstage guest tuss.
 Gail requests must be arranged in advance with Technical Director.

STANDARD LIGHTNING PLOT

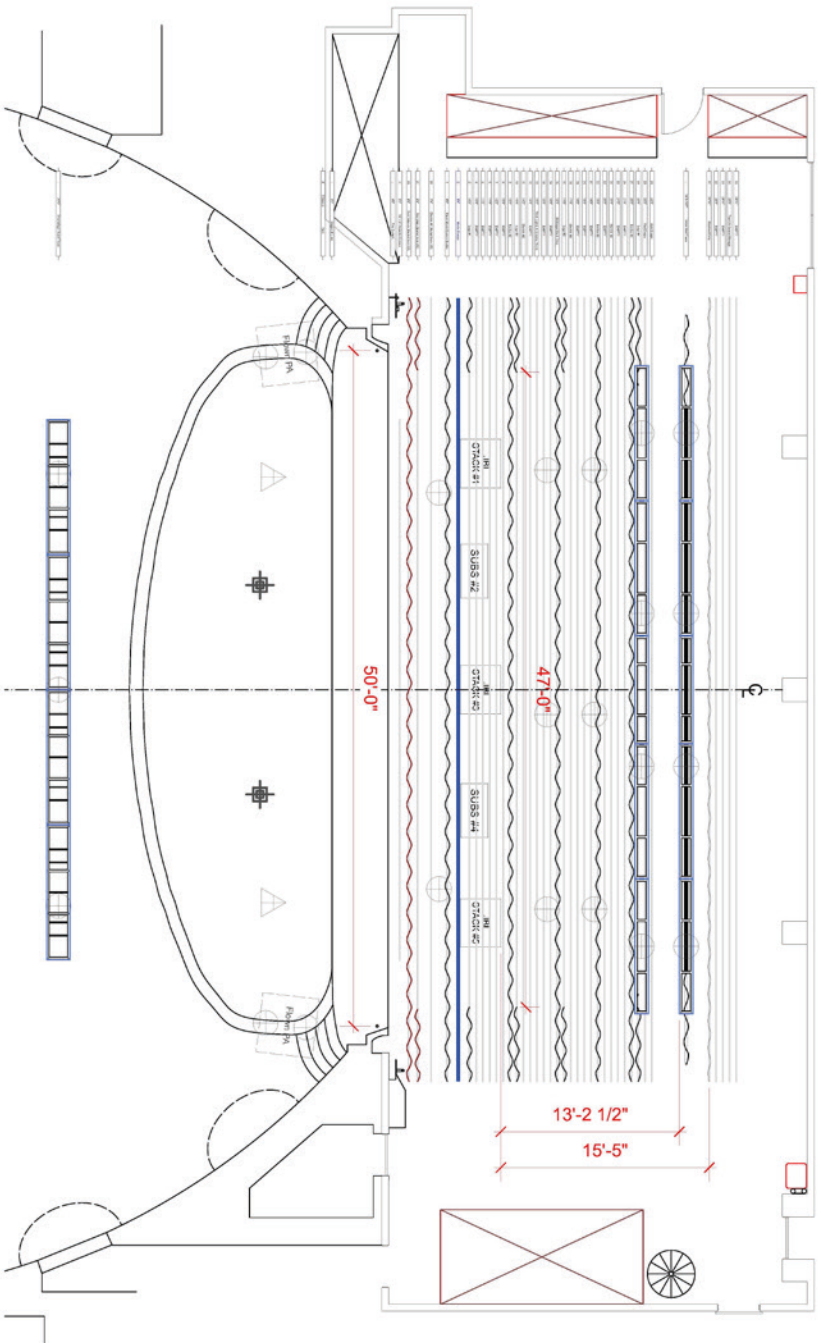


CAMERA VIEWS



<p>4140 Broadway, New York, NY 10033</p>	
<p><small>THIS DOCUMENT IS THE PROPERTY OF UNITED PALACE PRODUCTIONS. IT IS TO BE USED ONLY FOR THE PROJECT AND SITE SPECIFICALLY IDENTIFIED HEREIN. IT IS NOT TO BE REPRODUCED, COPIED, OR TRANSMITTED IN ANY FORM OR BY ANY MEANS, ELECTRONIC OR MECHANICAL, INCLUDING PHOTOCOPYING, RECORDING, OR BY ANY INFORMATION STORAGE AND RETRIEVAL SYSTEM, WITHOUT THE WRITTEN PERMISSION OF UNITED PALACE PRODUCTIONS.</small></p>	
<p>Camera Plot</p>	
Version	A
Version Date	2/14/22
Scale	1/8" = 10'
Sheet Size	ASME B
Drawn By	Clayton Landriss
Redlined/Checked	Jed DeFilippis
Email	jed@unitedpalace.org
Phone	347.731.3553
<p>Notes</p> <p>Camera package consists of (6) Sony BRG-H800 HD PTZ cameras.</p> <p>Broadcast system includes: (1) TC1R3 Tricaster w/ redundant power, (1) TC1LP Tricaster 24-button control panel, and (1) Sony HDC-3500 PTZ camera remote controller.</p> <p>House Left Sub and House Right Sub cameras are located approximately 8' above audience floor.</p> <p>High Truss Center camera is mounted to FOH truss, approximately 46' above audience floor.</p> <p>Off House Left, Center Left, and Center Right cameras are located at the balcony level, approximately 18' above audience floor.</p>	
File #	8 of 8

CINEMA LAYOUT



UP United Palace
4140 Broadway, New York, NY 10033

Cinema Layout

Version: D
Version Date: 3/14/22
Scale: 1/8" = 10'
Sheet Size: ASME B
Drawn By: Clayton Landtiss
Technical Director: Jed DeFlippis
Email: jed@unitedpalace.org
Phone: 347.731.3553

Notes:
JBL stacks #1, #3, and #5 have long-throw balcony horns overhead flown from truss 13.
All cabling for cinema stacks feeds from downstage left.
⊕ = CM 1T Motor
△ = CM 1/2T Motor
⊕ = 1/2T Rigging Point (no motor provided)

File No: 3 of 8

AUDIO & VIDEO PACKAGES

speakers

- » L'Acoustics K2 System
- » (20) 3-way full-range active WST K-2 enclosure
- » (6) FLOWN SB-1 Subs each w/ (2) 15"
- » (4) High-SPL X-8 front fills
- » (8) High Power SB-28 Floor Subs each w/ (2) 18"

FOH console

- » Yamaha CL5 Digital 48khz Mixing Console - 24 faders + 2 Master faders.
- » 64 mono + 8 stereo mixable channels

****NO MONITOR DESK IN HOUSE**

LED video wall

- » Unilumin Utile 3.91 Hi Resolution LED Video Display
 - » 42' wide X 26' tall = 390 tiles (16X9) format.
 - » Processor is a Novastar UHD 4K, scaler, Scan converter, switcher and transcoder.
 - » Wall hangs at the upstage mark on a 48' long 12"X12" Thomas Truss, all on (4) one ton CM chain hoists with a Motion Control controller downstage right.
-

AUDIO & VIDEO PACKAGES

projectors

Christie CP4230 4K DLP D - Cinema Projector (located in the projection booth)

Christie LX-120 (mounted under the balcony 60' from the Da-Lite fast fold screen, in front of the main red curtain)

screens

(1) Harkness matte white cinema, perforated screen 52'7" x 29'6" (16:9 ratio)

(1) Da-Lite 92149 Heavy Duty Fast-Fold Deluxe Screen System 108" x 192" (16:9 ratio)

cinema sound

(26) JBL 9350 surround speakers (Orchestra Level)

(20) JBL 9350 surround speakers (Balcony Level)

(6) Crown DCi 8 I 600n amps (surround for both levels)

BROADCAST AND LIVESTREAM CAPABILITIES

The United Palace offers a robust broadband capability for Livestream, live broadcast and recording. Internet bandwidth available is a 1 GB isolated dedicated fiber connection for exclusive use.

recording and livestream broadcast equipment

- (1) TC1R3 TriCaster w/ redundant power
- (1) TC1LP TriCaster 24-button control panel
- (1) Sony PMW-300K 1 XDCAMHD camcorder
- (4) Sony BRC-H800 HD PTZ cameras
- (1) Sony RM-IP500 PTZ camera remote controller

There is also a varied range of PIPE & BASE heights for PTZ cameras and FOH truss mountings for three cameras if requested.

third floor tower studio

The Tower Studio is a 10' X 20' insulated semi soundproof room with a lighting "pipe grid" and the choice of an available green screen painted wall, a black, a red, or a white lino on a curtain track. A separate edit room is separated by a 4' X 7' WINDOW in the studio.


direct cat 6, xlr & clear com connectivity

- » From the Stage Left Rack Room cross patch-bay
- » To the broadcast bay on the stage left TriCaster Office
- » To the 2nd CL-5 Audio Mixing Console located on the second level above that same TriCaster area in the Tech Office on stage left
- » To the stage right Proscenium edge
- » To the Projection Booth
- » To the Lower Balcony on house right
- » To the south east Annex Chapel wall
- » To the 7th floor Tower Meditation Room

All connectivity to the Tower Studio closet

SEATING CHART

BALCONY RIGHT:
42-30(EVEN)
44 SEATS



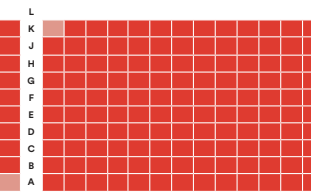
BALCONY RIGHT CENTER:
28-2(EVEN) | 150 SEATS



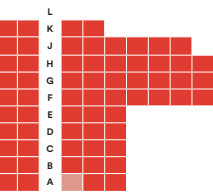
BALCONY CENTER:
128-02(EVEN) | 150 SEATS



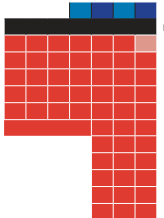
BALCONY LEFT CENTER:
1-27(ODD) | 140 SEATS



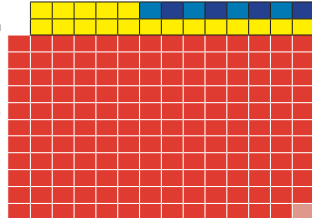
BALCONY LEFT:
29-41(ODD)
44 SEATS




UPPER LOGE RIGHT
42-30 (EVEN)
61 SEATS



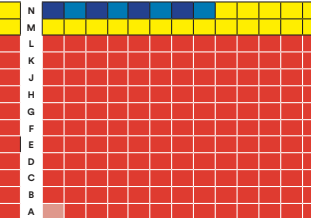
UPPER LOGE RIGHT CENTER:
28-2 (EVEN) | 180 SEATS



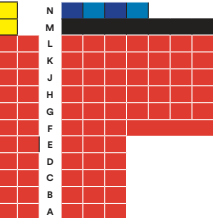
UPPER LOGE CENTER:
128-102 (EVEN) | 180 SEATS



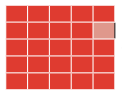
UPPER LOGE LEFT CENTER:
1-27 (ODD) | 180 SEATS



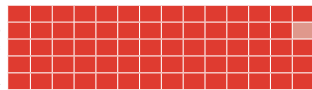
UPPER LOGE LEFT
29-41 (ODD)
61 SEATS



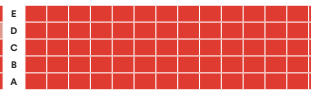
LOWER LOGE RIGHT:
42-30 (EVEN)
25 SEATS



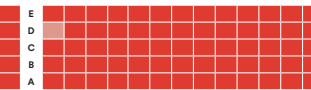
LOWER LOGE RIGHT CENTER:
28-2 (EVEN) | 70 SEATS



LOWER LOGE CENTER:
128-102(EVEN) | 70 SEATS




LOWER LOGE LEFT CENTER:
1-27(ODD) | 70 SEATS



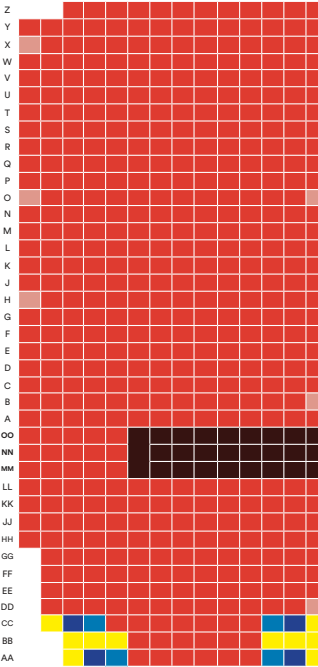
LOWER LOGE LEFT:
29-41 (ODD)
24 SEATS



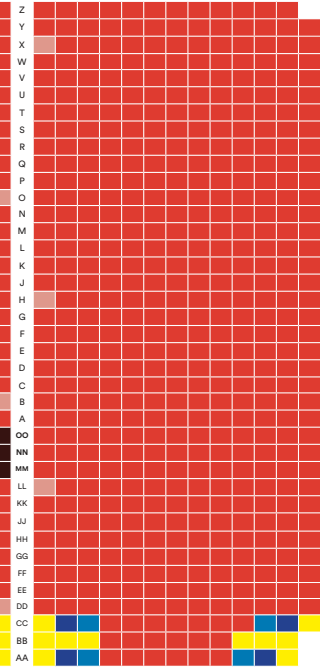
ORCHESTRA RIGHT:
124-102 (EVEN)
316 SEATS+98



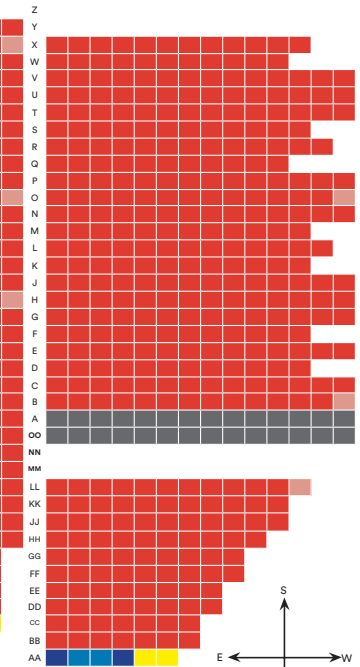
ORCHESTRA RIGHT CENTER:
28-2 (EVEN)
532 SEATS



ORCHESTRA LEFT CENTER:
1-27 (ODD)
535 SEATS



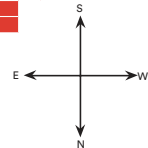
ORCHESTRA LEFT:
101-127 (ODD)
316+98 SEATS



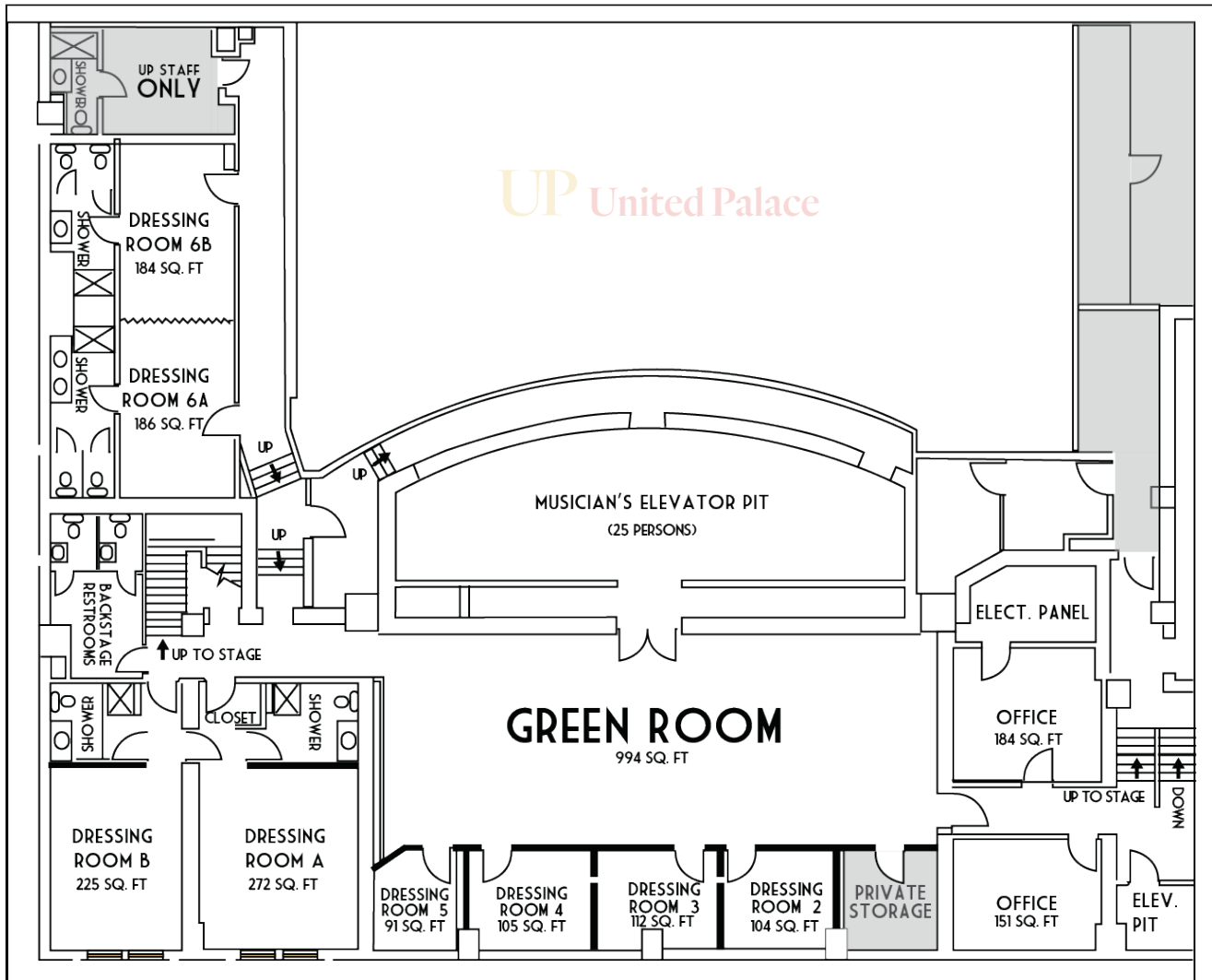
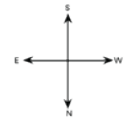
STAGE

- 28
- WHEELCHAIR SEATS
- 28
- COMPANION SEATS
- 78
- ADDITIONAL DAY OF SHOW SEATS
- 32
- TRANSFER SEATS
- 28
- HOUSE SEATS
- 24
- POTENTIAL REMOVAL SEATS

TOTAL CAPACITY: 3,344 | ORCHESTRA LEVEL: 1,895 | BALCONY LEVEL: 1,449
ON SALE TOTAL: 3,232 (WITH WHEELCHAIR AND COMPANION SEATS)
MAX FOR SALE TOTAL: 3,316 (WITH DAY OF SHOW SEATS)



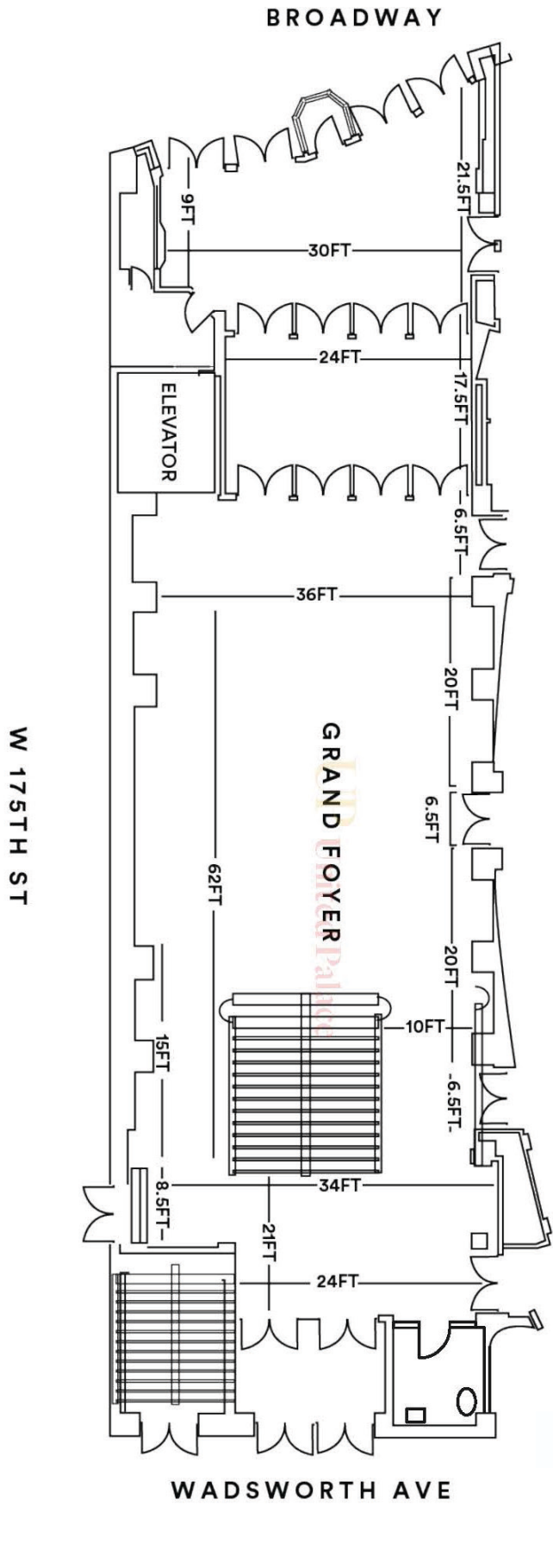
DRESSING ROOMS (BASEMENT)



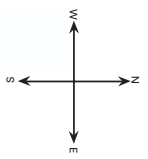
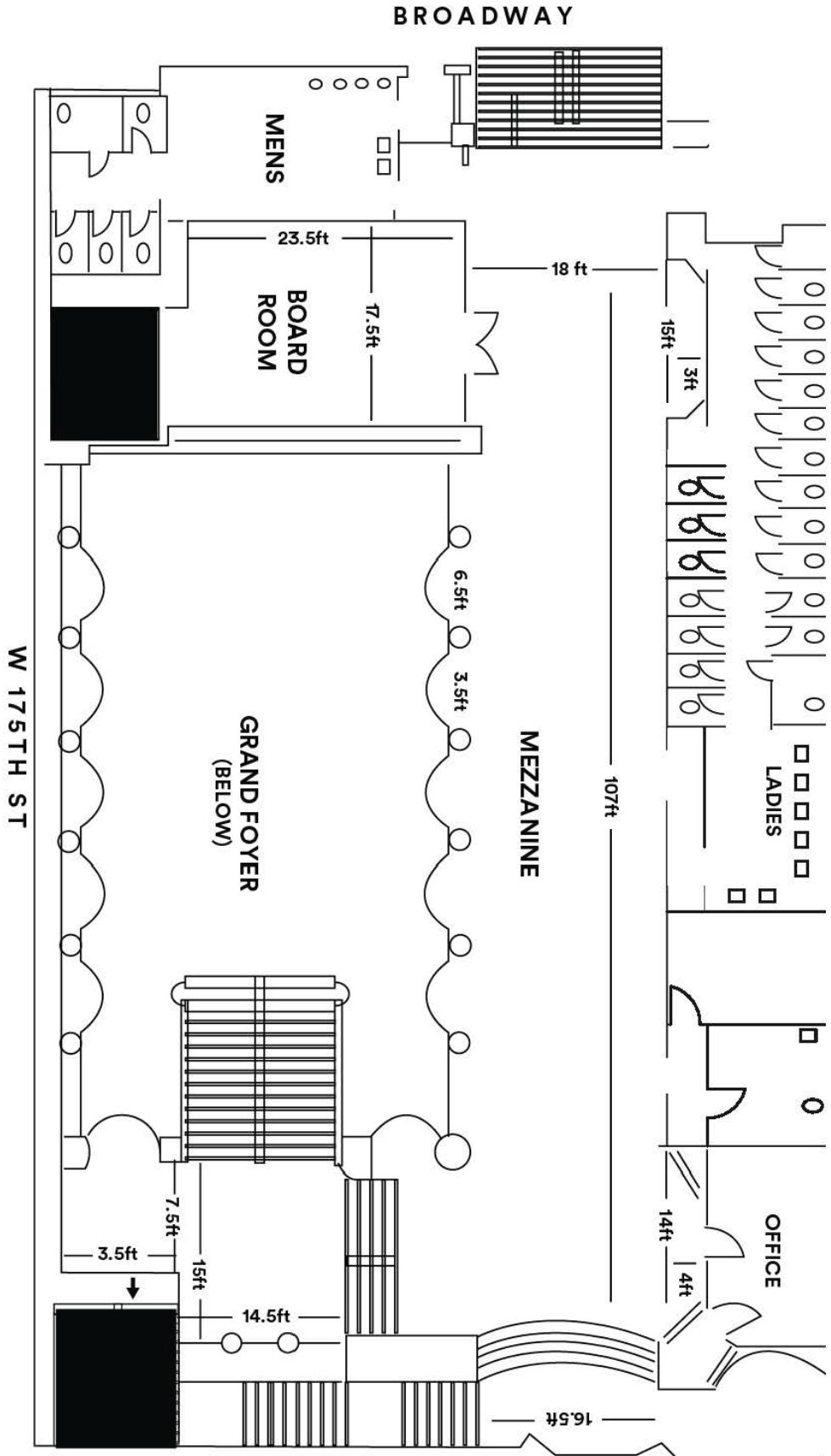
- The dressing rooms are one floor below the stage, accessible from both stage left and right.
- There is one large multi-purpose green room with floor to ceiling mirror and ballet barre.
- There are 4 individual dressing rooms, each furnished with chairs and a mirror.
- There is one medium sized dressing room with two full bathrooms with showers, suitable for a small band.
- There are two fully furnished, luxury dressing rooms each with its own bathroom and shower.

NOTE: The only elevator access to the Dressing Room level is via the musician's elevator pit onstage. It is recommended that events requiring large items on the Dressing Room level should load them in first before setting up the stage.

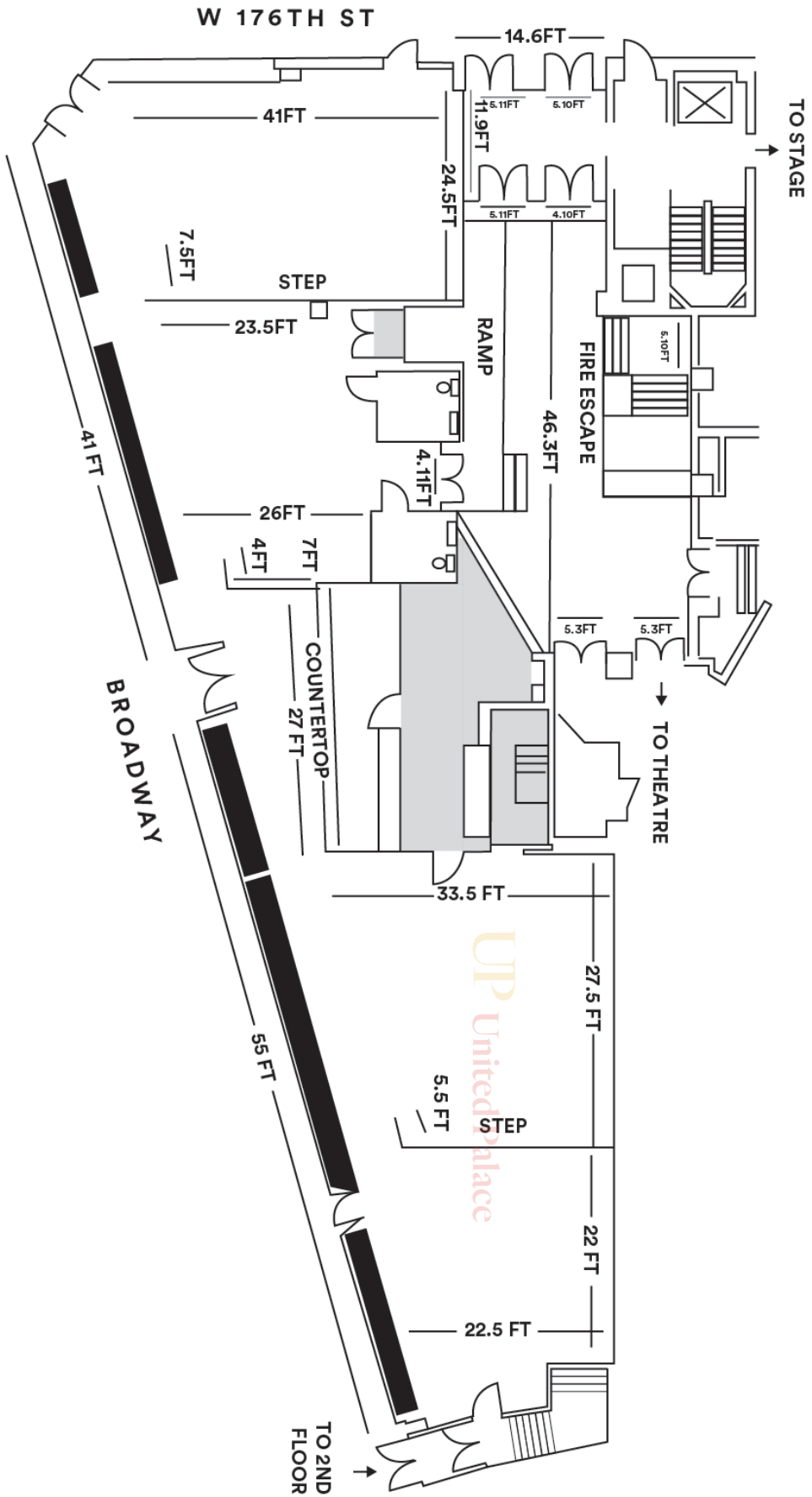
THE GRAND FOYER



MEZZANINE

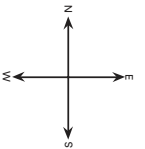


ANNEX 1ST FLOOR

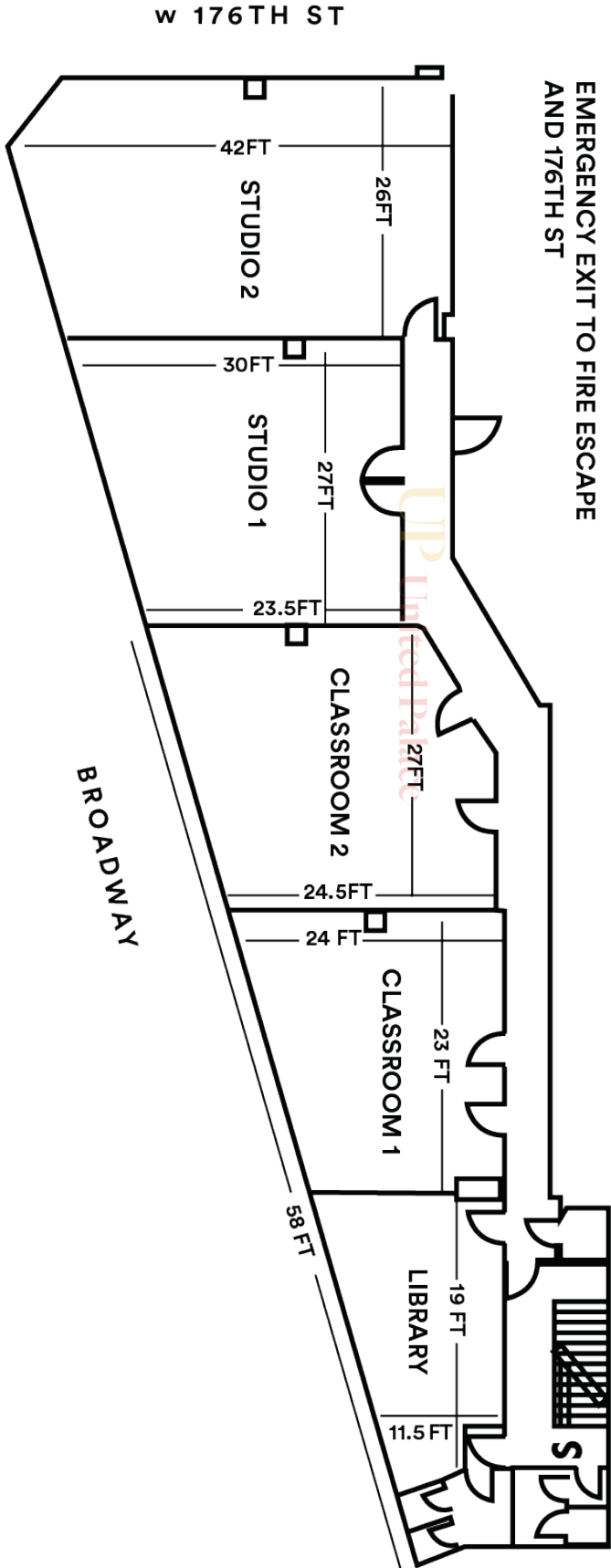


UP United Palace

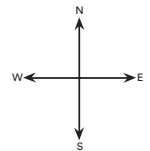
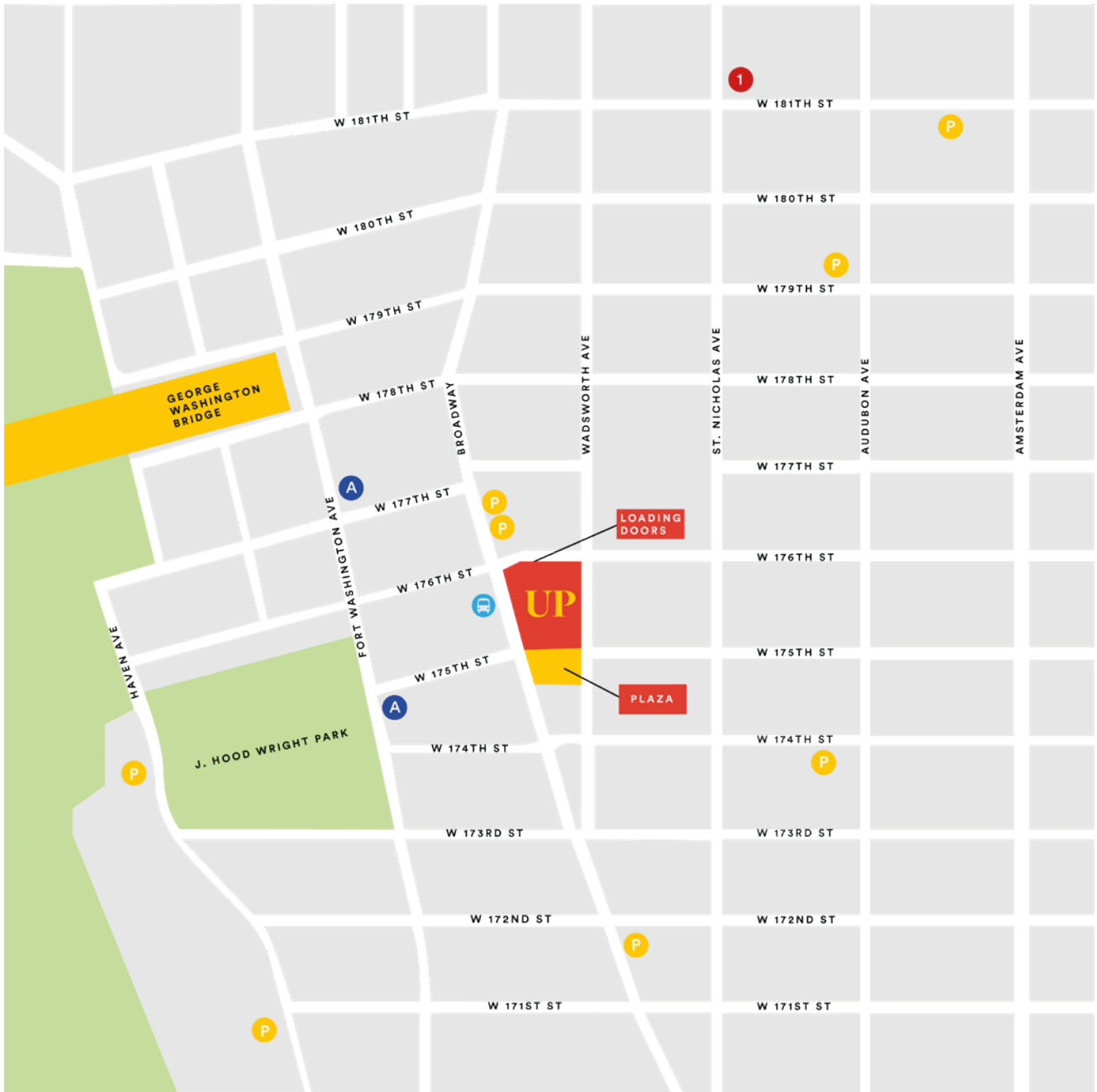
ANNEX 2ND FLOOR



EXIT STAIRS TO BROADWAY



DIRECTIONS & PARKING



DIRECTIONS & PARKING

The United Palace is located at 4140 Broadway at 175th St, New York, NY, 10033.

subway

These are the nearest subway stations to the United Palace, only 20 minutes from Midtown:

 at 175th Street & at 177 Street/Fort Washington Avenue

 at 168 & Broadway

 at 181st & St Nicholas Avenue

nearby buses

bx7, m5, m100

parking

Parking garages are located at:

4162 Broadway

4172 Broadway

554 174th Street

4070 Broadway

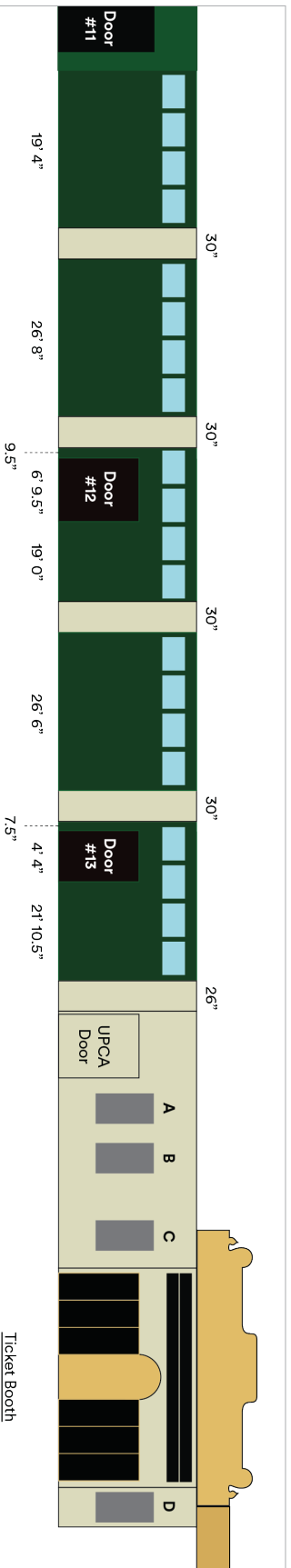
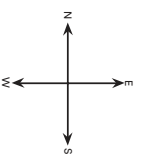
100 Haven Avenue

200 Haven Avenue

284 Audubon Avenue

506 181st Street.

BROADWAY BUILDING FACE

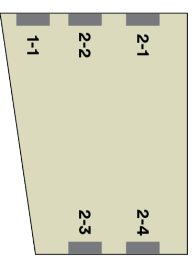


BROADWAY BOXES DIMENSIONS

BOX	INTERNAL DIM	VISIBLE DIM
A	36 X 71.5"	35 X 70.5"
B	36 X 71.5"	35 X 70.5"
C	28.5 X 63"	25 X 62"
D	25.5 X 63.75"	24 X 62"

LOBBY BOXES DIMENSIONS

BOX	INTERNAL DIM	VISIBLE DIM
1-1	45 X 80"	34.5 X 79.5"
2-1	30 X 44"	28.5 X 43"
2-2	30 X 44"	28.5 X 43"
2-3	30 X 44"	28.5 X 43"
2-4	30 X 44"	28.5 X 43"

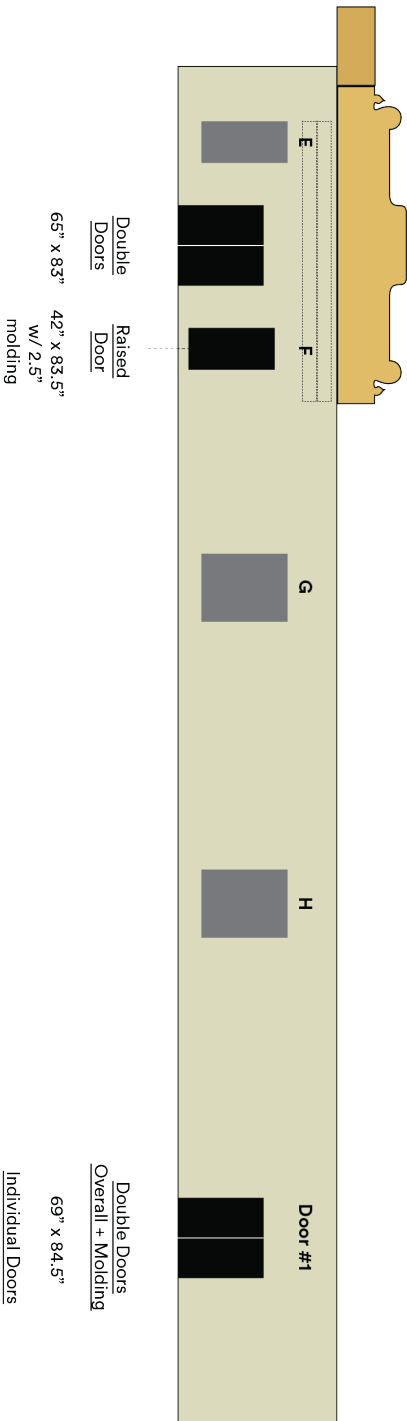
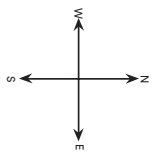


Lobby

SPREADSHEET COORDINATES

Door #11	Double Black Door - Entrance to Annex
Door #12	Double Black Door
Door #13	Single Black Door
A	Attraction Box (Large)
B	Attraction Box (Large)
C	Attraction Box (Small - left of lobby)
D	Attraction Box (Small - right of lobby)
1-1	Lobby Bay #1 - Left, Large
2-1	Lobby Bay #2 - Left #2
2-2	Lobby Bay #2 - Left #3
2-3	Lobby Bay #2 - Right #1
2-4	Lobby Bay #2 - Right #2

175TH ST/PLAZA BUILDING FACE



175THST BOXES DIMENSIONS

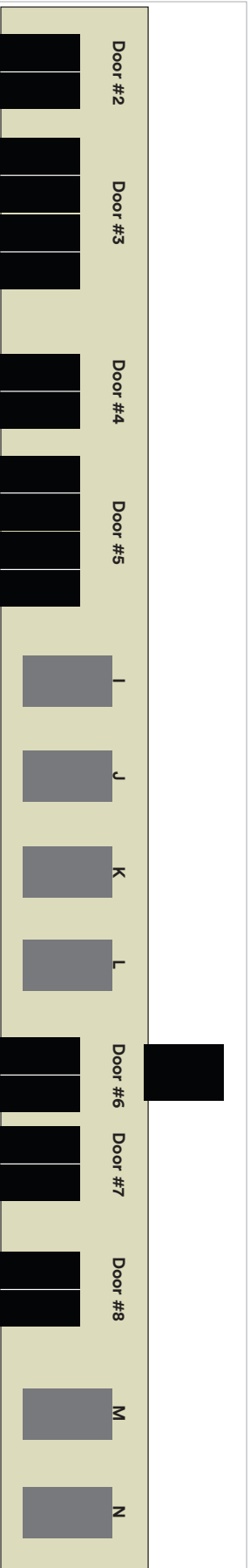
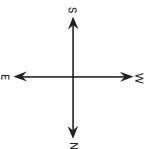
BOX	INTERNAL DIM	VISIBLE DIM
E	47 X 86.5"	42 X 84"
F	42 X 83.5"	40.5 X 81.5"
G	50 X 67"	50 X 67"
H	50 X 67"	50 X 67"

SPREADSHEET COORDINATES

E	Attraction Box (Large) Far-Left Corner
F	Attraction Box (Large) Second to Left
G	Cement Attraction Box (No Door - No Plexi - 3rd to Left)
H	Cement Attraction Box (No Door - No Plexi - 4th to Left)
Door #1	Double Door Black



WADSWORTH AVE BUILDING FACE



WADSWORTH BOXES DIMENSIONS

BOX	INTERNAL DIM	VISIBLE DIM
I	51 X 92.5"	51 X 92.5"
J	50.5 X 92.5"	50.5 X 92.5"
K	50.5 X 93"	50.5 X 93"
L	51 X 90"	51 X 90"
M	50.5 X 89.75"	50.5 X 89.75"
N	51 X 89.25"	51 X 89.25"

SPREADSHEET COORDINATES

Door #2	Single
Door #3	Double Door Black
Door #4	2 Doors
Door #5	Double Double Door Black
I	Cement Attraction Box - No Door, No Plexi
J	Cement Attraction Box - No Door, No Plexi
K	Cement Attraction Box - No Door, No Plexi
L	Cement Attraction Box - No Door, No Plexi
Door #6	Black
Door #7	Black
Door #8	Black
M	Cement Attraction Box - No Door, No Plexi
N	Cement Attraction Box - No Door, No Plexi

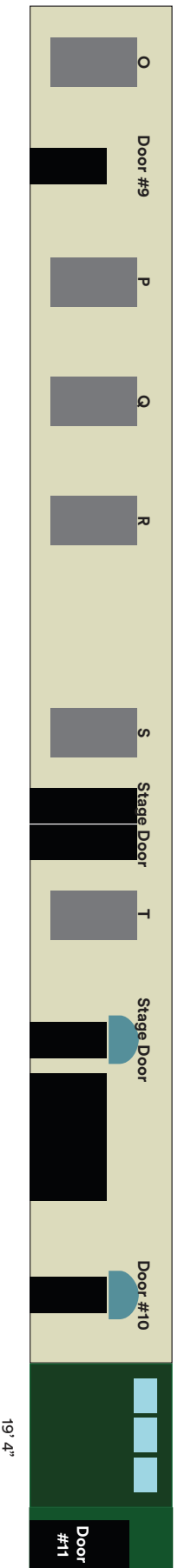
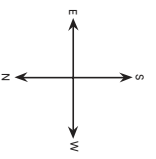
Double Doors
Overall + Molding

69" x 84.5"

Individual Doors

32.25" x 82"

176TH ST BUILDING FACE



Door

Double Doors
Overall + Molding

Stage Door
Driveway Garage

Door

19' 4"

99" x 129.5"
Individual Doors
47.5" x 80"

176THST BOXES DIMENSIONS

BOX	INTERNAL DIM	VISIBLE DIM
O	50.5 X 92"	50.5 X 92"
P	50.5 X 91"	50.5 X 91"
Q	50.5 X 92"	50.5 X 92"
R	50.5 X 92"	50.5 X 92"
S	42.75 X 85"	42.75 X 85"
T	43 X 83.5"	43 X 83.5"



SPREADSHEET COORDINATES

O	Door #9	Cement Attraction Box - No Door, No Plexi
P	Door #9	Black
Q	Door #9	Cement Attraction Box - No Door, No Plexi
R	Door #9	Cement Attraction Box - No Door, No Plexi
S	Door #9	Cement Attraction Box - No Door, No Plexi
T	Door #9	Attraction Box Large - Stage Door (Left)
	Door #10	Attraction Box Large - Stage Door (Right)
	Door #10	Double Door Black
	Door #10	Adjacent/Right to Garage
	Door #11	Double Black Door - Entrance to Annex



UNITED PALACE
4140 BROADWAY, NEW YORK, NY
UNITEDPALACE.ORG

GENERAL INFO: MIKE FITELSON | E: MIKEF@UNITEDPALACE.ORG | P: 212-568-6700 X 215